

50 Years of Excellence



History of the AIUM, 2001–2003

2001

During the 2001 AIUM Annual Convention, which was held in Orlando, Florida, March



11–14, Lawrence Platt, MD, passed the presidential gavel to Alfred B. Kurtz, MD, who began his 2001–2003 term as president.

Dr Kurtz focused on maintaining AIUM membership by advancing ultrasound in all areas, including clinical and technical standards, accreditation, continuing medical education opportunities, the AIUM Education and Research Fund, and the AIUM's official journal, the *Journal of Ultrasound in Medicine (JUM)*,

The year 2001 was one of enormous growth for the *JUM*. Ringing in the New Year with a new editor, Beryl R. Benacerraf, MD, the average issue of the *JUM* was now 50% larger than it had been just 1 year ago. In addition to an increase in the number of articles in each issue, the categories of articles were expanded to include not only research articles, case reports, and review articles but also point/counterpoints, technical advances, case series, and image presentations.


The *JUM* also began doubling its CME opportunities by offering 2 CME test articles in each issue.

Joining the ranks of some of the largest and most respected medical journals, the *JUM* also made the transition to online manuscript submission.

To keep up with the ever-changing technological advancements of the time, the AIUM instituted several online enhancements in 2001.

An online *Buyer's Guide*, which enabled members to research ultrasound products by category and company all in one place, as well as capabilities that enabled members to renew their memberships, change user names and passwords, and update personal information online were introduced.

In addition, the AIUM began offering to its members listservs (group e-mail discussion forums) in 10 ultrasound specialty areas, including (1) basic science and instrumentation; (2) cardiovascular ultrasound; (3) emergency ultrasound; (4) general and abdominal ultrasound; (5) interventional/intraoperative ultrasound; (6) neurosonology; (7) obstetric/gynecologic ultrasound; (8) ophthalmologic and high-frequency ultrasound; (9) pediatric ultrasound; and (10) practice of sonography.



"The consistent high-quality of our unique multidisciplinary organization has made it a leader in ultrasound imaging. I know of no other organization like it."

—Alfred B. Kurtz, MD (AIUM president 2001–2003)

The AIUM ultrasound practice accreditation program was steadily continuing to grow and, as of July 2001, had accredited a total of 1178 sites: 211 in abdominal, 8 in breast, 836 in gynecology, and 1139 in obstetric ultrasound (some sites accredited in more than 1 specialty).

For the first time ever, the AIUM Education and Research Fund (ERF), developed in 1996 to promote education and establish research opportunities in ultrasound, was able to raise enough monies to begin awarding research grants.

The first ERF grant recipients were

- *Are Quotas Enough? A Model Pilot Program to Evaluate Competence of Obstetric and Gynecology Residents in Ultrasound Skills*
Ann Manning, RDMS, RVT
- *Sonographic Depiction of Tumor Vascularity of Flow: Comparison With MRI and FDG (Metabolic) Scanning in an Animal Model*
Arthur Fleischer, MD
- *Ultrasound Characterization of Arterial Emboli*
John Blebea, MD
- *Unsedated Catheter-Based Transesophageal Ultrasound-Guided Fine-Needle Aspiration Biopsy in the Evaluation of Mediastinal Lymph Adenopathy*
Mauritis Wiersema, MD



To ensure that the voice of AIUM members was heard throughout the community, in 2001 the AIUM completed the 5-year review process to maintain its seat on the American Medical Association House of Delegates, where state, local, and specialty society representatives set policy through a consensus-building process.

The AIUM has worked diligently over the years to develop a number of position statements and reports on topics relevant to the field of diagnostic ultrasound, including safety, training, and other ultrasound practice issues. These official statements were made available to all ultrasound professionals on the AIUM website in 2001.

A new era for cooperation between the American College of Radiology (ACR) and the AIUM was established in 2001—both societies began to work together to create joint clinical scanning standards, whereas previously each had developed scanning standards on its own. The first joint clinical scanning standard developed by the 2 organizations was the *Standard for Performance of the Abdominal and Retroperitoneal Ultrasound Examination*.

In addition, the American College of Obstetricians and Gynecologists (ACOG) agreed to be included and become an equal participating partner in the development of any standard relating to obstetrics and to gynecology. The first AIUM, ACR, and ACOG joint standard, *Standard for the Performance of Saline Infusion Sonohysterography*, was later approved in late 2002.

Alfred B. Kurtz, MD (2001–2003)

Dr Kurtz is currently professor of radiology in the Department of Radiology at Jefferson Medical College and Thomas Jefferson University Hospital, an organization with which he has been affiliated for more than 25 years. Dr Kurtz received his MD from Stanford University School of Medicine in 1972 and went on to complete an internship, a first-year residency in internal medicine, and a residency in diagnostic radiology (where he was chief resident) at Montefiore Hospital and Medical Center in New York. In 1977, he joined Thomas Jefferson University Hospital for a fellowship in ultrasound and computed tomography (CT) and remained on staff. Prior to promotion to vice chair in 1989, a position that he held until 2001, Dr Kurtz was associate director of the divisions of ultrasound and body CT. He also holds the title of Professor of Obstetrics and Gynecology. He is also currently the director of medical school education for the Department of Radiology.



In addition to serving as president of the AIUM, Dr Kurtz has served as president of the Society of Radiologists in Ultrasound (SRU) (1991–1993) and the Greater Delaware Valley Ultrasound Society (1983–1984). As a fellow of the AIUM, he has chaired its Education, Constitution, and Fellowship Committees, as well as the Council on Sections and is a member of the Education and Research Fund Committee. He has also been a member of the AIUM Board of Governors and served as secretary. Dr Kurtz has been on numerous ultrasound committees of the American College of Radiology (ACR) and has been a councilor to its national meeting. He is currently an examiner for the American Board of Radiology Oral Examination in Ultrasound and was a member of the scientific committee of the American Roentgen Ray Society. He is a journal reviewer or member of the editorial board of 10 medical journals, including the *Journal of Ultrasound in Medicine (JUM)*. Dr Kurtz is a fellow of the College of Physicians of Philadelphia, the AIUM, SRU, and the ACR. He also serves as a medical advisor on ultrasound procedures for Blue Shield of Pennsylvania.

Dr Kurtz has published more than 150 peer-reviewed papers, has written more than 50 chapters and nonrefereed articles, and has authored 5 textbooks, including *Ultrasound: The Requisites*, now in its second edition and coauthored by Drs Bill Middleton and Barbara Hertzberg, which is considered a standard in the field. He has also published more than 140 abstracts, has given more than 250 presentations at educational meetings, and, as an invited lecturer, has contributed to 25 exhibits, including the ultrasound cases of the day for the 1988 Radiological Society of North America (RSNA). Dr Kurtz chaired the Education Committee of the Commission on Ultrasound of the ACR and did the primary work on the ACR Learning Teaching File for Ultrasound.

Among his honors are the A. Edward O'Hara, MD, Award for Excellence in Teaching, given annually to a faculty member by the residents of Thomas Jefferson University Hospital, Department of Radiology. He is also listed in *Who's Who in America, in the East, in the World, in Science and Engineering, and in Medicine and Healthcare*, from 1992 to the present.

Dr Kurtz's research interests have been primarily in the areas of obstetric and gynecologic ultrasound. He has been involved in 8 grants, the most recent as principal investigator of a multicenter study on the diagnosis and staging of ovarian cancer, which was awarded by the National Cancer Institute of the National Institutes of Health.

2002

The 2002 AIUM Annual convention was held in Nashville, Tennessee, March 10–13, at the Opryland Hotel. More than 1900 ultrasound professionals were there to attend the categorical courses, Meet-the-Professor, scientific, and Just Images sessions, and poster exhibits and to browse the exhibit hall.



In 2002, several important steps forward for the *JUM* were made, helping it reach even more ultrasound professionals than ever. In January 2002, the online version of the *JUM* debuted, featuring search capabilities and many special links. In addition, Rapid Review, an online manuscript tracking system, was implemented.

Online event registration also became available in 2002, making it easier and more convenient than ever for ultrasound professionals to register for AIUM educational events.

Continuing its efforts to address ultrasound bioeffects, in March 2002, the AIUM released an official statement on the *Bioeffects of Diagnostic Ultrasound With Gas Body Contrast Agents*. Over the years, the AIUM's official statements have come to be highly regarded by the ultrasound and legal communities.

A new category of membership for corporate employees was developed in 2002 through which ultrasound companies could sponsor their employees' memberships with the AIUM. This opened the door for furthering education among ultrasound manufacturers.

New video programs released in 2002 included *Fetal Echo Update*, *Ultrasound of the Fetus*, and *Current Trends in Breast Ultrasound*. AIUM members consider the AIUM's video programs to be a valuable tool in their continuing medical education endeavors.



In 2002, as new and advanced ultrasound technologies were becoming available, the demand for fetal keepsake videos and portraits continued to be on the rise. The AIUM took a stand against the use of ultrasound without a medical indication by working diligently with the US Food and Drug Administration (FDA) to stop companies from capitalizing on the business of providing keepsake videos and

portraits. The AIUM actively provided information to both ultrasound professionals and members of the media to help educate them on the potential risks of nondiagnostic ultrasound.


2003

In early 2003, as one of the conditions of AIUM ultrasound practice accreditation and with the hopes of discouraging practices from engaging in the nonmedical use of ultrasound, the AIUM required practices to agree to and abide by the AIUM's Prudent Use Statement, which reads as follows:

"The AIUM advocates the responsible use of diagnostic ultrasound. The AIUM strongly discourages the non-medical use of ultrasound for psychosocial or entertainment purposes. The use of either two-dimensional (2D) or three-dimensional (3D) ultrasound to only view the fetus, obtain a picture of the fetus or determine the fetal gender without a medical indication is inappropriate and contrary to responsible medical practice. Although there are no confirmed biological effects on patients caused by exposures from present diagnostic ultrasound instruments, the possibility exists that such biological effects may be identified in the future. Thus ultrasound should be used in a prudent manner to provide medical benefit to the patient."

In an effort to reach more ultrasound professionals, a new e-associate (electronic) affiliation offering Web-based benefits, including online versions of the *JUM*, *Sound Waves*, and convention proceedings, as well as access to an online membership directory and listservs, was introduced in 2003. This category of membership was developed for individuals such as those living outside North America who were unable to take advantage of all of the benefits of full AIUM membership.

In 2003, recognizing the importance of increasing public awareness of medical ultrasound and promoting its value in health care, several societies joined together with the AIUM to help promote Medical Ultrasound Awareness Month. Those societies were the American Society of Echocardiography, the Society of Diagnostic Medical Sonography, and the Society for Vascular Ultrasound. Cardiovascular Credentialing International later joined the campaign, which continues to be celebrated every October.



The AIUM hosted the 10th Congress of the World Federation for Ultrasound in Medicine and Biology (WFUMB) Precongress and Congress on May 31–June 4, in Montreal, Canada. Courses were offered in 18 different ultrasound areas, and attendees could choose from comprehensive symposia, scientific sessions highlighting the latest research, round table Meet-the-Professor discussions, and Just Images sessions.

The Seventh Congress of the World Federation of Sonographers was also held in conjunction with the WFUMB/AIUM meeting, on May 31–June 1, 2003.



Photograph taken at the 10th Congress of WFUMB, in 2003, shows members of the WFUMB and AIUM Executive Committees: First row: AIUM Outgoing President Alfred Kurtz, MD, and WFUMB President Hiroki Watanabe, MD. Second row: AIUM CEO Carmine Valente, PhD, CAE; AIUM Past President Lawrence Platt, MD; AIUM Second Vice President Marie De Lange, BS, RDMS, RDCS, RT; AIUM Secretary Christy Holland, PhD; AIUM First Vice President Michael Hill, MD; WFUMB President-Elect Marvin Ziskin, MD; and AIUM Treasurer Joshua Copel, MD. Third row: AIUM Incoming President Lewis Nelson, III, MD, RDMS; WFUMB Secretary Soren Hancke, MD; WFUMB Past President Harald Lutz, MD; and WFUMB First Vice President Kittipong Vairojanavong, MD.

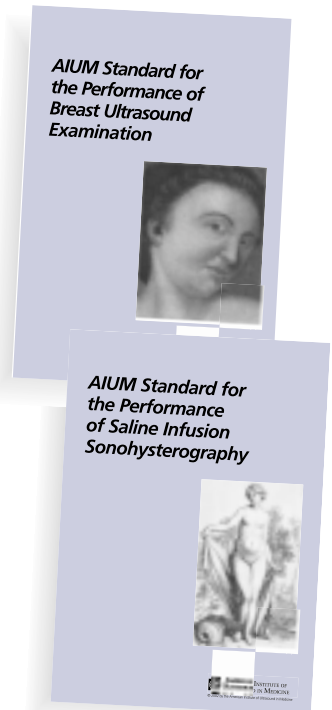
As Dr Kurtz completed his presidency in 2003, he reflected on some of the most important achievements during his term, including the AIUM's investment in research and grant offerings through its Education and Research Fund, the flourishing of the *JUM* in both size and stature (it now had a readership of more than 9000 and its impact factor was steadily rising), and the growth and further development of its CME courses and video programs.

Last but not least, and perhaps the most significant achievement, was the increased collaboration with related organizations. This alliance among organizations led to the establishment of joint ultrasound clinical practice standards and shared efforts to promote ultrasound certification and accreditation to increase quality in patient care, as well as community efforts to educate the public about medical ultrasound and its importance in health care.

Joint Ultrasound Clinical Practice Standards

AIUM/ACR Standards

- *Standard for the Performance of the Abdominal and Retroperitoneal Ultrasound Examination*
- *Standard for the Performance of an Ultrasound Examination of the Extracranial Cerebrovascular System*
- *Standard for the Performance of a Breast Ultrasound Examination*
- *Standard for the Performance of the Thyroid/Parathyroid Ultrasound Examination*
- *Standard for the Performance of the Hip Dysplasia Ultrasound Examination*
- *Standard for the Performance of the Shoulder Ultrasound Examination*



AIUM/ACR/ACOG Standards

- *Standard for the Performance of the Antepartum Obstetrical Ultrasound Examination*
- *Standard for the Performance of Saline Infusion Sonohysterography*
- *Standard for the Documentation of an Ultrasound Examination*

The AIUM thanks Philips Ultrasound Medical Systems for its help in designing the AIUM's 50th anniversary logo.



Join US! The AIUM will hold a 50th anniversary celebration at its 2005 Annual Convention in Orlando, Florida. • June 19–22, 2005